


1. Hydraulic oil temp



a.

2. Fuel level sensor




a.

3. Drive pump sensor




a.

4. Oil circulation pump pressure switch




a.

5. Oil circulation pump sensor



a.

6. Air pressure sensor



a.
7. Gearbox speed sensor



a.
8. Front axle position sensor



a.
9. Rear axle position sensor
10. Engine oil pressure sensor



a.

11. Engine oil temperature sensor



a.

12. Intake manifold temperature/pressure sensor



a.
13. Fuel rail pressure sensor



a.
14. Engine coolant level sensor



a.

15. Water in fuel sensor



a.

16. Fuel pump actuator



a.
17. Engine camshaft speed/position sensor



a.

18. Engine crankshaft speed/position sensor



a.

19. Engine coolant temp sensor



a.

20. Dual analog accelerator position sensor



a.

21. Turbocharger compressor intake temperature sensor



a.